
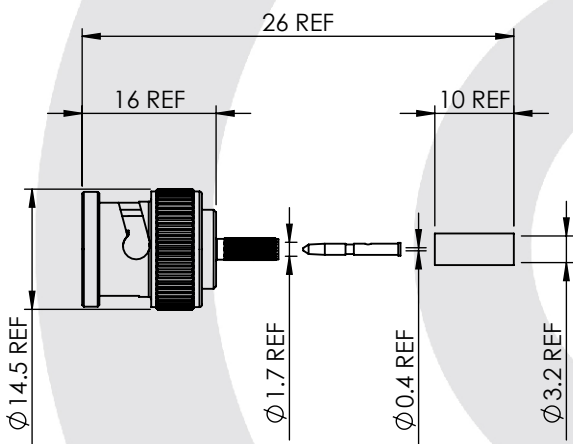


BNC STRAIGHT CRIMP/CRIMP PLUG 10-005-B36-AB



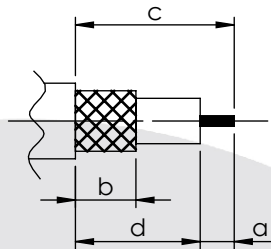
images for illustration purposes only



Suitable for Cables:

(AB) RG179, RG187, Belden 179DT

Stripping Dimensions



a = 4.0 mm
b = 8.0 mm
c = 16.0 mm
d = 12.0 mm

Assembly Procedure: AP001

Tooling

Centre Contact: SQ. 1.07 A/F Tool No: 336J

Crimp Sleeve: HEX 3.25 A/F Tool No: 336J

Alignment Tool: Not Applicable Extraction: 96-1132

Environmental Specification

Operating Temp: -55 to +155 Deg C.

IP Rating (Mated): IP 64

Electrical Specification

Impedance: 75 Ohm

Frequency: 0 - 3 GHz

Dielectric W/V: 1500 Veff

Insulation res: 5000 M-Ohm

Mechanical Specification

Contact Retention: 10 N min

Cable Retention: 60 N min


Mating cycles: 500

Weight: 9.86 g

Connector Interface

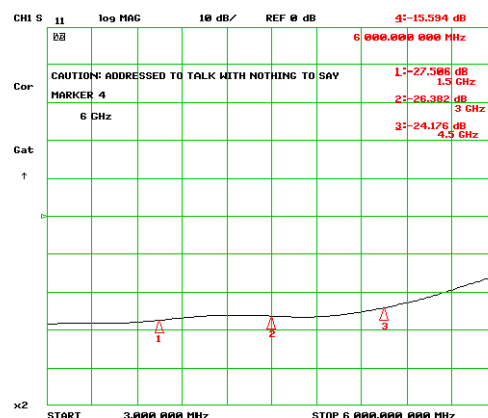
image for illustration purposes only

Performance



-27.51 dB @ 1.5 GHz
-26.38 dB @ 3.0 GHz
-24.18 dB @ 4.5 GHz
-15.59 dB @ 6.0 GHz

Return Loss Graph



7	WASHERS	BeCu	NICKEL
6	COUPLING NUT	ZINC	NICKEL
5	GASKET	SILICONE	N/A
4	CRIMP SLEEVE	BRASS	NICKEL
3	INSULATOR	PTFE	N/A
2	CENTRE CONTACT	BRASS	GOLD
1	BODY	BRASS	NICKEL
ITEM	DESCRIPTION	MATERIAL	PLATING

A4	SHEET 1 OF 1	DIMENSIONS ARE IN MILLIMETRES		
REVISION :	C01	NAME	SIGNATURE	DATE
ISSUE :	3	DRAWN	GE	11/04/2011
		CHK'D	IG	11/04/2011
		APPV'D		
6-8 COLNE ROAD, TWICKENHAM, MIDDLESEX. TW1 4JR				
THE INFORMATION IS GIVEN AS AN INDICATION ONLY AND IS SUBJECT TO CHANGE WITHOUT NOTICE. IN THE CONTINUAL GOAL TO IMPROVE OUR PRODUCTS, WE RESERVE THE RIGHT TO MAKE ANY MODIFICATIONS NECESSARY WITHOUT PRIOR NOTICE.				