
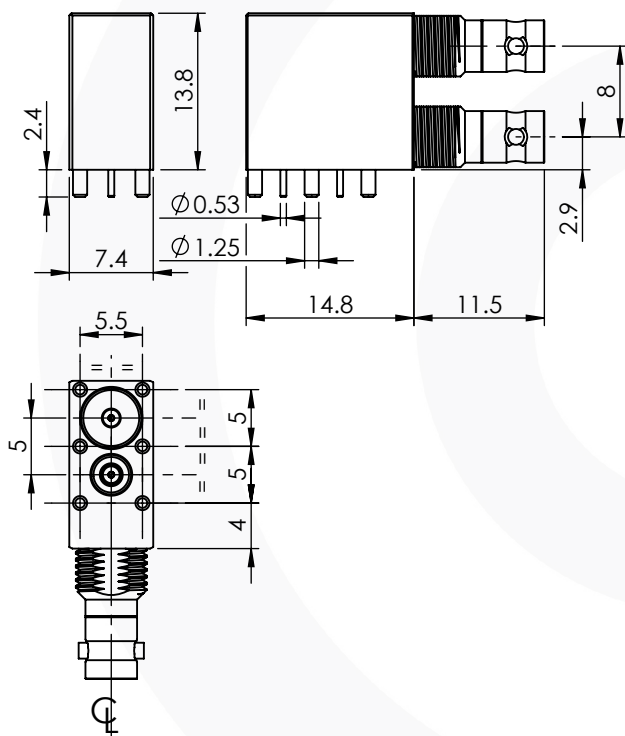


MICRO BNC RIGHT ANGLE BULKHEAD PCB JACK 2 WAY

92-67-468-2-B3

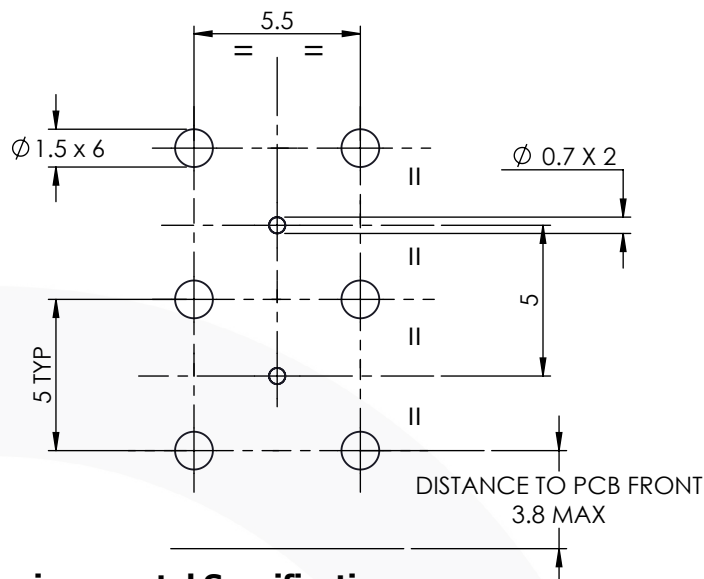


images for illustration purposes only



4	REAR BODY	BRASS	TIN
3	INSULATOR	PTFE	N/A
2	CENTRE CONTACT	BERYLLIUM COPPER	GOLD
1	FRONT BODY	BRASS	NICKEL
ITEM	DESCRIPTION	MATERIAL	PLATING
A4	SHEET 1 OF 1	DIMENSIONS ARE IN MILLIMETRES	
REVISION : A03		NAME	SIGNATURE
ISSUE : 1		DATE	
6-8 COLNE ROAD, TWICKENHAM, MIDDLESEX. TW1 4JR		DRAWN	IG
		CHK'D	GE
		APPV'D	
THE INFORMATION IS GIVEN AS AN INDICATION ONLY AND IS SUBJECT TO CHANGE WITHOUT NOTICE. IN THE CONTINUAL GOAL TO IMPROVE OUR PRODUCTS, WE RESERVE THE RIGHT TO MAKE ANY MODIFICATIONS NECESSARY WITHOUT PRIOR NOTICE.			

Recommended PCB Layout



Environmental Specification

Operating Temp: -55 to +155 Deg C.

IP Rating (Mated): IP 64

Electrical Specification

Impedance: 50 Ohm

Frequency: 0-6 GHz

Dielectric W/V: 1000 Veff

Insulation res: 10000 M-Ohm

Mechanical Specification

Contact Retention: 20 N min


Cable Retention:Not Applicable

Mating cycles: 500

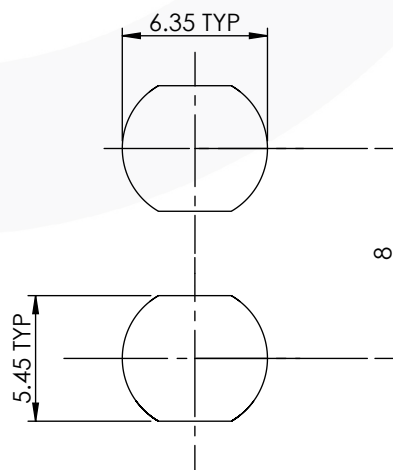
Weight: 13.91 g

Connector Interface

image for illustration purposes only



Recommended Mounting Hole



MAX PANEL THICKNESS : 3mm