
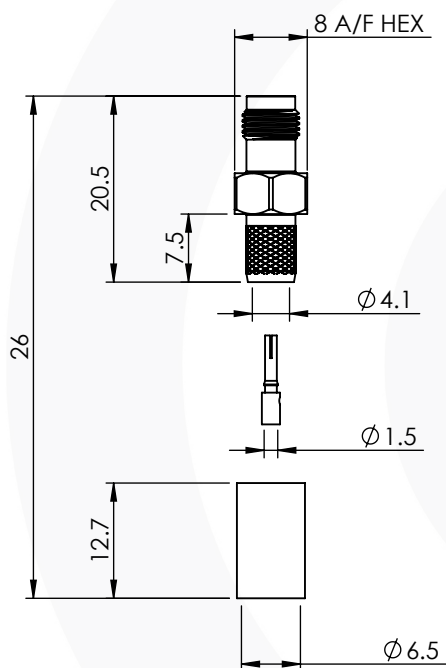


**SMA STRAIGHT
CRIMP/CRIMP JACK
30-054-D3-DB**



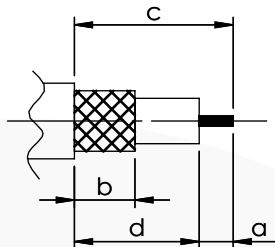
images for illustration purposes only



Suitable for Cables:

(DB) LMR240

Stripping Dimensions



a = 3.0 mm
b = 8.0 mm
c = 13.0 mm
d = 10.0 mm

Assembly Procedure: AP001

Tooling

Centre Contact: Hex 1.72mm A/F Tool No: 336A

Crimp Sleeve: HEX 6.48mm A/F Tool No: 336A

Alignment Tool: Not Applicable Extraction: Not Applicable

Environmental Specification

Operating Temp: -55 to +155 Deg C.

IP Rating (Mated): IP 65

Electrical Specification

Impedance: 50 Ohm

Frequency: 0-11 GHz

Dielectric W/V: 1000 V_{eff}

Insulation res: 5000 M-Ohm

Mechanical Specification

Contact Retention: 10 N min

Cable Retention: 200 N min

Mating cycles: 500


Weight: 4.39 g

Connector Interface

image for illustration purposes only



5	GASKET	SILICONE	N/A
4	CRIMP SLEEVE	BRASS	GOLD
3	INSULATOR	PTFE	N/A
2	CENTRE CONTACT	BERYLLIUM COPPER	GOLD
1	BODY	BRASS	GOLD
ITEM	DESCRIPTION	MATERIAL	PLATING

A4	SHEET 1 OF 1	 RoHS 2002/95/EC	DIMENSIONS ARE IN MILLIMETRES			
REVISION :	A00		NAME	SIGNATURE	DATE	
ISSUE :	1		DRAWN	I.G.		21/06/2017
			CHK'D	GE		22/06/2017
			APPV'D			
6-8 COLNE ROAD, TWICKENHAM, MIDDLESEX. TW1 4JR		THE INFORMATION IS GIVEN AS AN INDICATION ONLY AND IS SUBJECT TO CHANGE WITHOUT NOTICE. IN THE CONTINUAL GOAL TO IMPROVE OUR PRODUCTS, WE RESERVE THE RIGHT TO MAKE ANY MODIFICATIONS NECESSARY WITHOUT PRIOR NOTICE.				