
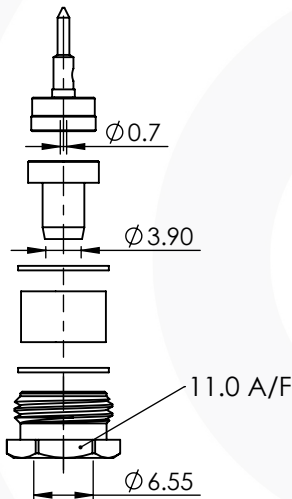
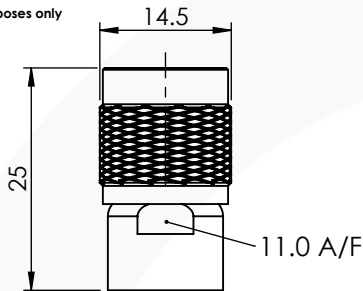


TNC STRAIGHT SOLDER / TOP HAT CLAMP PLUG

13-001-A3-AI



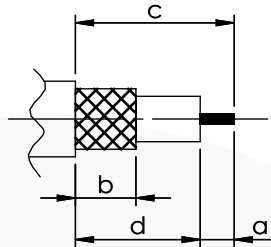
images for illustration purposes only



Suitable for Cables:

(AI) RG59, RG59U, RG62, KX6, KX30, KX52, URM70, URM104, CANFORD LV-61S

Stripping Dimensions



- a = 6.0 mm
- b = 5.0 mm
- c = 11.0 mm
- d = 5.0 mm

* CUT FOIL TO DIM. "b"

Assembly Procedure: AP010

Tooling

- Centre Contact: Solder Tool No: Not Applicable
- Crimp Sleeve: Not Applicable Tool No: Not Applicable
- Alignment Tool: Not Applicable Extraction: Not Applicable

Environmental Specification

Operating Temp: -55 to +155 Deg C.
IP Rating (Mated): IP 64

Electrical Specification


Impedance: 75 Ohm
Frequency: 0-11 GHz
Dielectric W/V: 1500 Veff
Insulation res: 5000 M-Ohm

Mechanical Specification

Contact Retention: 10 N min
Cable Retention: 120 N min
Mating cycles: 500
Weight: 17.90 g

Connector Interface

image for illustration purposes only



13	NUT	BRASS	NICKEL
12	SLEEVE	DELIN	NICKEL
11	WASHER	BRASS	NICKEL
10	CLAMP BUSH	SILICONE	N/A
9	MALE CONTACT	BRASS	GOLD
8	COUPLING NUT	BRASS	NICKEL
7	GASKET	SILICONE	N/A
6	INNER RETAINING RING	BRASS	NICKEL
5	WASHER	BRASS	NICKEL
4	TOP HAT	BRASS	NICKEL
3	INSULATOR	PTFE	N/A
2	INSULATOR	PTFE	N/A
1	BODY	BRASS	NICKEL
ITEM	DESCRIPTION	MATERIAL	PLATING

A4	SHEET 1 OF 1		DIMENSIONS ARE IN MILLIMETRES		
REVISION :	A00		NAME	SIGNATURE	DATE
ISSUE :	0		DRAWN	B.S.	23/05/2017
			CHK'D	I.G.	02/10/2017
			APPV'D		
<p>6-8 COLNE ROAD, TWICKENHAM, MIDDLESEX. TW1 4JR</p> <p>THE INFORMATION IS GIVEN AS AN INDICATION ONLY AND IS SUBJECT TO CHANGE WITHOUT NOTICE. IN THE CONTINUAL GOAL TO IMPROVE OUR PRODUCTS, WE RESERVE THE RIGHT TO MAKE ANY MODIFICATIONS NECESSARY WITHOUT PRIOR NOTICE.</p>					