
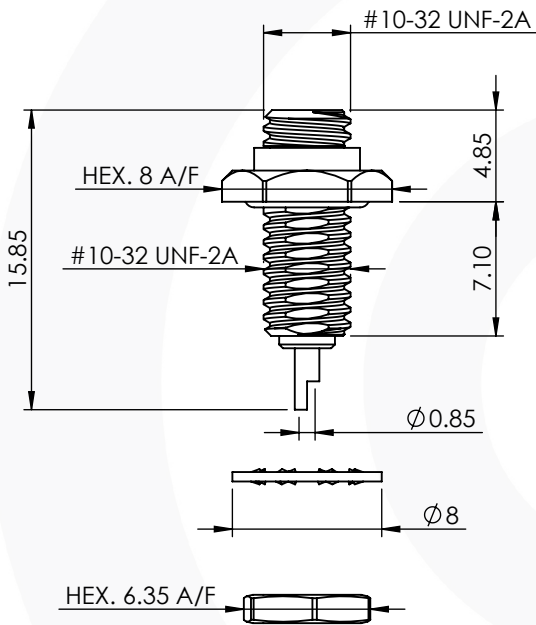


## 10-32 STRAIGHT BULKHEAD FRONT MOUNT SOLDER JACK

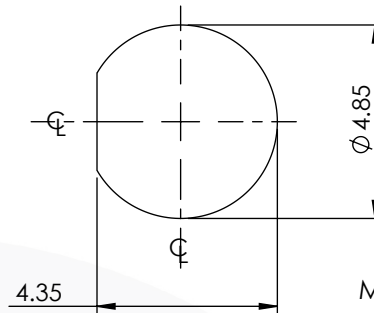
### 54-360-B3



images for illustration purposes only



### Recommended Mounting Hole:



Max Panel Thickness: 3.80mm

### Environmental Specification

Operating Temp: -55 to +155 Deg C.  
IP Rating (Mated): IP 65

### Electrical Specification


Impedance: 50 Ohm  
Frequency: 0-2 GHz  
Dielectric W/V: 1000 Veff  
Insulation res: 5000 M-Ohm

### Mechanical Specification

Contact Retention: 10 N min  
Cable Retention: N/A  
Mating cycles: 500  
Weight: 1.77 g

### Connector Interface

image for illustration purposes only



6	WASHER	BRASS	NICKEL
5	GASKETS	SILICONE	N/A
4	NUT	BRASS	NICKEL
3	INSULATOR	PTFE	N/A
2	CENTRE CONTACT	BERYLLIUM COPPER	GOLD
1	BODY	BRASS	NICKEL
ITEM	DESCRIPTION	MATERIAL	PLATING

<b>A4</b>	SHEET 1 OF 1	DIMENSIONS ARE IN MILLIMETRES		
REVISION :	A00	NAME	SIGNATURE	DATE
ISSUE :	1	DRAWN	G.E.	29/07/2020
		CHK'D	P.S.	29/07/2020
		APPV'D		
<b>6-8 COLNE ROAD, TWICKENHAM, MIDDLESEX, TW1 4JR</b> <small>THE INFORMATION IS GIVEN AS AN INDICATION ONLY AND IS SUBJECT TO CHANGE WITHOUT NOTICE. IN THE CONTINUAL GOAL TO IMPROVE OUR PRODUCTS, WE RESERVE THE RIGHT TO MAKE ANY MODIFICATIONS NECESSARY WITHOUT PRIOR NOTICE.</small>				