
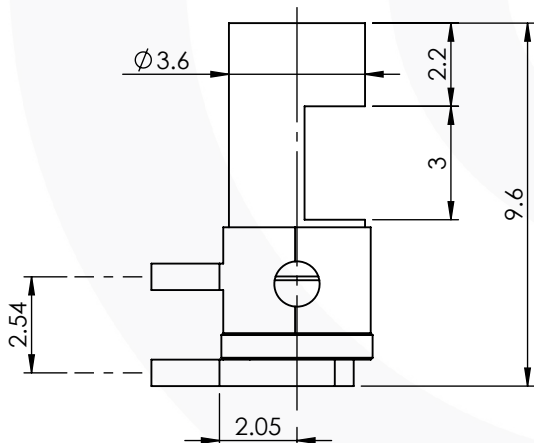
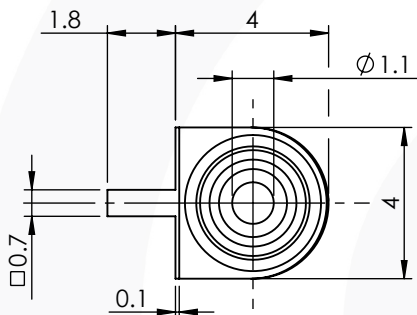


## RIGHT ANGLED CABLE TERMINATOR 77-495-2-R3-AD



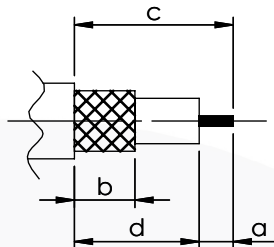
images for illustration purposes only



### Suitable for Cables:

(AD) RG316, RG174, RG188, LMR100, WBC100, URM95, KX3, KX22

### Stripping Dimensions



a = 2.5 mm

b = 4.0 mm

c = 9.5 mm

d = 7.0 mm

\* CUT FOIL TO DIM. "b"

### Assembly Procedure: AP034

### Tooling

Centre Contact: Solder

Tool No: Not Applicable

Crimp Sleeve: Solder

Tool No: Not Applicable

### Environmental Specification

Operating Temp: -65 to +165 Deg C.

IP Rating (Mated): NONE

### Electrical Specification

Impedance: 50 Ohm

Frequency: Not Defined

Dielectric W/V: Not Defined

Insulation res: Not Defined

### Mechanical Specification

Contact Retention: Not Applicable

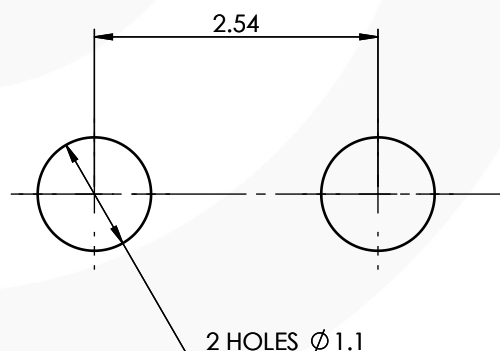
Cable Retention: Not Defined

Mating cycles: Not Applicable


Weight: 0.50 g

### Mounting Hole

image for illustration purposes only



3	INSULATOR	PTFE	N/A
2	CENTRE CONTACT	BRASS	WHITE BRONZE
1	BODY	BRASS	WHITE BRONZE
ITEM	DESCRIPTION	MATERIAL	PLATING

<b>A4</b>	<b>SHEET 1 OF 1</b>	 <b>DIMENSIONS ARE IN MILLIMETRES</b>	
<b>REVISION :</b>	<b>B00</b>	<b>NAME</b>	<b>SIGNATURE</b>
<b>ISSUE :</b>	<b>1</b>	<b>DATE</b>	
<b>6-8 COLNE ROAD, TWICKENHAM, MIDDLESEX. TW1 4JR</b>		<b>DRAWN</b>	G.E.
		<b>CHK'D</b>	P.S.
		<b>APPV'D</b>	
<small>THE INFORMATION IS GIVEN AS AN INDICATION ONLY AND IS SUBJECT TO CHANGE WITHOUT NOTICE. IN THE CONTINUAL GOAL TO IMPROVE OUR PRODUCTS, WE RESERVE THE RIGHT TO MAKE ANY MODIFICATIONS NECESSARY WITHOUT PRIOR NOTICE.</small>			